


Dim Sum, Here We Come!

Teacher's Guide



This guide is created by Marcie Colleen
based upon the picture book by Maple Lam.

HARPER



Maple Lam

Author-Illustrator

Maple Lam is an author-illustrator based in Los Angeles, California. She spent the first eleven years of her life in Hong Kong before moving to the golden state. She is a voracious reader with a wide-range of interest, including history, astrophysics, and mythology. When she is not writing or illustrating, Maple can be found playing competitive badminton in the local badminton clubs.

Visit her at www.maplelam.com.



Marcie Colleen

Curriculum Writer

This guide is created by Marcie Colleen, a former teacher with a BA in English Education from Oswego State and a MA in Educational Theater from NYU. In addition to creating curriculum guides for children's books, Marcie can often be found writing books of her own at home in San Diego, California.

Visit her at www.thisismarciecolleen.com.

photo by Roxyanne Young

Copyright Information

Guide content copyright © 2022 by Marcie Colleen and Maple Lam.


Available free of charge for educational use only; may not be published or sold without express written permission.

How to Use This Guide

This classroom guide for *Dim Sum, Here We Come!* is designed for students in kindergarten through third grade. It is assumed that teachers will adapt each activity to fit the needs and abilities of their own students.

It offers activities to help teachers integrate *Dim Sum, Here We Come!* into English language arts (ELA), mathematics, science, and social studies curricula. Art and drama are used as a teaching tool throughout the guide.

All activities were created in conjunction with relevant content standards in ELA, math, science, social studies, art, and drama.



Title: Dim Sum, Here We Come!

Author-Illustrator: Maple Lam

Ages: 4-8

Publisher: HarperCollins (January 3, 2023)

ISBN-13: 978-0062396983

ISBN-10: 0062396986

From author-illustrator Maple Lam comes a new picture book about a Chinese American girl and her younger sister as they attend their weekly dim sum family gathering. A celebration of the traditional Chinese customs passed on from generation to generation: togetherness, love, family—and FOOD!

Today is Sunday and that means its dim sum time with my whole family! I can't wait to see everyone, especially Grandma.

I'm going to eat lots of shrimp dumplings, rice noodle rolls, egg tarts, and my favorite—char siu buns. We will have to order enough for us all to share.

So what are you waiting for? Dim sum, here we come!

Link to purchase:

<https://www.harpercollins.com/products/dim-sum-here-we-come-maple-lam?variant=40333137149986>

Copyright Information

Guide content copyright © 2022 by Marcie Colleen and Maple Lam.

Available free of charge for educational use only; may not be published or sold without express written permission.



Table of Contents

English Language Arts (ELA)

Reading Comprehension	4
Character Study	6
Writing Activities	7
Speaking and Listening Activities	8
Language Activities	8

Math

How Many Baskets of Dim Sum?	9
Under Where? Spatial Sense	9
The Dim Sum Scavenger Hunt	10
Sometimes Family is Far Away	11

Social Studies

All About Me; All About My Family	12
Sharing Memories	13
Dim Sum Means Sharing	13

Activity Sheets	14
------------------------------	----

Recommended Books

Food and Culture	16
AAPI Authors / Illustrators	17
Sharing	18
Siblings' Love	19
Lunar New Year	20

Copyright Information

Guide content copyright © 2022 by Marcie Colleen and Maple Lam.

Available free of charge for educational use only; may not be published or sold without express written permission.

English Language Arts

Reading Comprehension


Before reading *Dim Sum, Here We Come!* help students identify the basic parts of a picture book: jacket, front cover, back cover, title page, spine, end papers, and jacket flap.

Describe the cover illustration.

- What do you see?
- Who do you see?
- Choose two words to describe the characters you see. Explain your answer using evidence from the illustration.

Mimic what the characters are doing.

- How does it make you feel?
- How do you think they are feeling? What do you think they are thinking?



Read the title of the book and look closely at the cover illustration. Can you guess what the story might be about? What clues can you find?

Describe the end papers at the front and back of the book.

- Have you ever had any of the food shown in the end papers? If so, which?
- Choose 1-3 items that you would want to order at dim sum. If there are some items you don't know, look them up to find out what they are.

Now read or listen to the book.

Help students summarize in their own words what the book was about.

- What is dim sum?
- In your own words, describe the family's "dim sum time."
- What does Mommy do when they arrive at the restaurant?
- How does Uncle Irvin help the children pass the waiting time?

Copyright Information

Guide content copyright © 2022 by Marcie Colleen and Maple Lam.

Available free of charge for educational use only; may not be published or sold without express written permission.

- What happens when the family is seated at the table?
- How is the dim sum card used?
- What does it mean when someone taps on the table while another person is pouring tea?
- How are dim sum dishes passed around the table?
- Using examples from *Dim Sum, Here We Come!* explain how sharing and dim sum go together.
- Even though the leftover egg tart is probably not hot, why do you think Cece blows on it before breaking it in two?

Help students define the events in terms of a plot arc by using the following chart.

Beginning	Middle	End
<p>“Here we go! It’s almost dim sum time!”</p> <p>Introduce characters and situation:</p>	<p>The family arrives at the restaurant.</p> <p>Describe what happens at the restaurant.</p> <p>“Dim sum means everyone gets to share.”</p>	<p>Resolution. How does the story end?</p>

- BONUS: Using the basic plot structure above, students can create an original story about a special meal with their family, either at home or at a favorite restaurant. Students can work individually or as a class.
- Art center ~ Provide a variety of art materials including crayons, pencils, markers, paint, scissors, colorful paper, old magazines, and glue for students to illustrate the scenes in their stories.
- Drama center ~ Provide puppets, costumes, and props so students can recreate their stories.



Now, let's look closely at the illustrations.

- Check out some of the following details that Maple Lam includes. Can you find:
 - A beach ball
 - A bowtie
 - Three garbage cans
 - A red and white fish
 - Two palm trees
 - A blue car
 - A magic wand
 - A Christmas tree
 - A toy robot
 - Three books

Who is everyone? ~ Character Study

How a character acts can tell readers a lot about who the character is. There are so many people in the family. Read *Dim Sum, Here We Come!* scene by scene and record your thoughts regarding each character, in a chart like the one below.

Who?	What the person does in each scene?	How would you describe the person?
Grandpa	Reads the newspaper, greets Uncle Irvin, sips Jasmine tea, taps his thanks on the table, eats a dumpling, orders more food, smiles as he says goodbye.	Patient, quiet, kind, friendly, hungry.
Grandma		
Uncle Irvine		

After gathering information regarding the many characters, use the scenarios below to write a new scene for *Dim Sum, Here We Come!* in which the family gets together to celebrate someone's birthday.



Writing Activities

Family Tradition Show & Tell

The family in *Dim Sum, Here We Come!* have a Sunday tradition of meeting to share dim sum.

Does your family have any weekly traditions? Maybe it's eating tacos on Tuesday or going to church with each other? Or a special family movie night?

Does your family have any annual traditions? Something that they do every year? Like how they celebrate birthdays or holidays? Or maybe planting in the garden or having a leaf raking party?

Imagine that someone asks you to tell the story of one of your family's weekly or annual traditions. Write the story and draw a picture of the tradition to share with your class.

Remember all stories need to have a beginning (what the tradition is), a middle (what the tradition is like), and an ending (what the tradition means to you).

Optional: Create the story together as a class.

Writing Narrative and Dialogue

Dim Sum, Here We Come! is written in first person narration from the point of view of the child. This provides a great springboard to discuss narrative and dialogue in a story.

- Narrative ~ An account of the connected events, often through a narrator who gives information on the feelings and actions of the story.
- Speech/Dialogue ~ The written conversational exchange between two or more characters.

Rewrite *Dim Sum, Here We Come!* using the following:

- Write a version of the story using only a third person narrative. For example, "The family headed out the door. They couldn't wait to see their family and have some dim sum." Continue through the entire story like this, describing the action on each page without the use of dialogue.
- Write a version of *Dim Sum, Here We Come!* completely in dialogue. For example, "Be careful. Don't run," said Mommy. "Hurry, hurry!" said the child. "It's Dim Sum Day!" "Let me lock up the house first," said Daddy.
- Combine the two versions into a new version of *Dim Sum, Here We Come!* in which the characters speak and a third person narrator carries the action of the story.

How do the new versions compare with the original version of *Dim Sum, Here We Come!*? Which do you prefer? Why?

Copyright Information

Guide content copyright © 2022 by Marcie Colleen and Maple Lam.

Available free of charge for educational use only; may not be published or sold without express written permission.



Speaking and Listening Activities

Picture books are written to be read aloud. Here are some ways to bring *Dim Sum, Here We Come!* to life in the classroom and have fun with speaking and listening skills.

Choral Reading

- Turn *Dim Sum, Here We Come!* into a script. Read the script out loud together. Emphasize memorization of the students' parts as well as good vocal expression.

Mime

- While the teacher reads the book aloud, students can act out the events in the book. Emphasize body motion and facial expressions, as well as listening skills.

Drama

- Brainstorm a list everyone's favorite foods. Without making noise, students act out a food from the list. Ask the rest of the class to guess what food they are.
- Create a TV commercial to encourage people to read *Dim Sum, Here We Come!*

Language Activities


Onomatopoeia

Onomatopoeia is an imitation of a sound in words. In *Dim Sum, Here We Come!* onomatopoeia is used to describe the sound of the carts being wheeled to the table and the tapping on the table.

- Discuss why writers use onomatopoeia, and perhaps why Maple Lam chose to use onomatopoeia during these scenes.
- Look closely at the illustrations in *Dim Sum, Here We Come!* What are some other sounds you might hear in each scene?
- As a class, create a soundscape for *Dim Sum, Here We Come!* Create your own onomatopoeia for the pages which do not include any already.
- Demonstrate how conductors use hand motions to set the tempo and noise level of an orchestra. Conduct the class in a musical symphony of the many sounds in *Dim Sum, Here We Come!*

Math

How Many Baskets of Dim Sum?



For this activity students will need to draw the above math equation on a piece of paper. The last square represents the total number of dim sum baskets.

Have students pair up. Give each pair of students 10, 20, or more items to represent baskets of dim sum. Raisins, buttons, dried beans, pennies, or even jellybeans work well.

One partner closes their eyes, the other partner places some “baskets” in each of the first two squares.

They write the total in the square at the end and then cover up one of the squares with a piece of paper or a cup.

The other partner guesses how many baskets of dim sum were ordered.

Under Where? Spatial Sense

Look at the “Dim sum means everyone gets to share” spread in *Dim Sum, Here We Come!*

Describe where the teapot is.

[examples: on the table, in front of Cece, in between the baskets]


Describe where the chopsticks in the shape of an X are.

[example: next to Cece’s bottle, in between Mommy and Cece, in front of the turntable]

Describe where the food is located.

[examples: on the turntable, in the middle of the table, in front of the family]

Have students pick another spread in *Dim Sum, Here We Come!* and discuss where things are spatially within that illustration.



Now look around your classroom.

- Describe where your desk sits.
- Describe where your teacher is sitting or standing.
- Describe where the chalkboard/whiteboard is.
- Describe where the clock is.
- Describe where the door is.
- Can you describe where anything else is?

The Dim Sum Scavenger Hunt

This scavenger hunt will help students sharpen observational and counting skills.

- Create five paper cut-outs of each type of the dim sum found on the end papers.
- Number each different shape set from 1-5.
- Hide these cut-outs around the room.
- Assign students one of the items.
- Ask students to find their set of items numbered 1-5. If a student sees an item they are NOT collecting, he/she must leave it for another student to find.
- The first student to find a 1-5 sequence of their item wins.
- Additional activity: This same game can be played with a set pattern of colors or pictures to teach sequencing.



Sometimes Family is Far Away

Not all our family members live close by. Some may live far away.

This activity provides a hands-on view of the planet for kids and explores distances between countries, cities, and towns around the world.

In addition to a world globe, you will need:

- Modeling clay
- Card stock
- Dot stickers
- Ruler
- Something to write with

Sometimes our grandparents and other family members live far away from us, and we can't see them every week. Choose a starting point or "home" to place a dot sticker. Place more dots on various locations around the globe, representing people in our lives who live far away.

Make several strips with modeling clay by rubbing the clay between your palms or rolling the clay on a table with a palm.

Place each clay strip on the globe to link the starting point with one other dot. Link all the dots to the "home" dot with clay strips. This will take some trial and error rolling the clay to get the lengths just right!

Observe the design of the modeling clay on the globe. The result will be hub-like with the various spokes.

Looking closely at the design, predict which loved one is farthest away from "home."

Carefully transfer the strips of modeling clay to a simple graph drawn on card stock. Be sure to label each one.

Once the clay is placed on the graph, compare each strip. Determine the shortest and longest distances.

- Talk about how you might travel from one place to another (plane, train, etc.)
- How can we connect and make memories with those who may live far away?

Copyright Information

Guide content copyright © 2022 by Marcie Colleen and Maple Lam.

Available free of charge for educational use only; may not be published or sold without express written permission.



Social Studies

All About Me; All About My Family

The first community we ever belong to is family.

This project allows students the opportunity to get to know one another and serves as an introduction to community.

Students will make books that contain pages with answered questions and pictures about themselves and other loved ones in their lives.

Yarn is used to bind the pages together.

Each student should have a special day that he reads his book to the class.

- Pages in each book include:

A portrait
I am called ____
My first and last name is ____
My address is ____
I live in ____ (the country, a city, etc.)
I live with ____
I am good at ____
My favorite things to do

- In addition to the page about themselves, additional pages should be created about other loved ones in the student's life. This is their community.

A portrait
I call them ____
Their first and last name is ____
They live in ____ (the country, a city, etc.)
They live with ____
They are good at ____
A favorite time we've shared



Sharing Memories

Ask students to think of someone in their life that they like spending time with and makes them feel good. It can be a family member or a friend or someone they know of in the community. What are 5 things that they enjoy doing with this special person?

Collect the memories gathered by the class and create a vibrant memory wall or scrapbook.

Dim Sum Means Sharing

In this activity, students will practice their sharing skills using crafts supplies to fill a paper plate with an imaginative dim sum feast.

Provide each child with a paper plate.

In the middle of the table, place decorative craft materials such as feathers, pom poms, and yarn on several small plates for the children to share. Include a limited amount of glue, crayons, scissors, and markers in the center of the table to create a situation where children need to wait to use the item.

Encourage children to ask each other for an item when another child is using it.

Display the finished plates on a bulletin board with the title “Dim Sum Means Sharing.”

Activity Worksheet

Name _____

The girl in *Dim Sum, Here We Come!* loves char siu buns. She looks forward to this yummy sweet pork bun every Sunday, when her family gathers for dim sum.



What is your favorite food? Draw it in the box below:

Why do you like it? Who do you like to share it with?

Copyright Information

Guide content copyright © 2022 by Marcie Colleen and Maple Lam.

Available free of charge for educational use only; may not be published or sold without express written permission.



Activity Worksheet

Name _____

Now draw someone in your family, or a good friend. What is his or her favorite food?

Person 1: _____

Favorite Food: _____

Person 2: _____

Favorite Food: _____

Recommended Books on Food and Culture

If you enjoy *Dim Sum, Here We Come!*...



Dim Sum, Here We Come!

Author: Maple Lam

Illustrator: Maple Lam


Publisher: HarperCollins (Jan 3, 2023)

ISBN-13: 978-0062396983

ISBN-10: 0062396986

Ages: 4 - 8 years

You might also enjoy the following books celebrating **FOOD AND CULTURE**.



Fry Bread

Author: Kevin Noble Maillard

Illustrator: Juana Martinez-Neal

Pub: Roaring Brook Press

ISBN-13: 978-1626727465

ISBN-10: 1626727465

Ages: 2 - 6 years



Hot, Hot Roti for Dada-ji

Author: F. Zia

Illustrator: Ken Min

Pub: Lee & Low Books

ISBN-13: 978-1620143520

ISBN-10: 1620143526

Ages: 5 - 8 years



Thank You, Omu!

Author: Oge Mora


Illustrator: Oge Mora

Pub: Little Brown BFYR

ISBN-13: 978-0316431248

ISBN-10: 0316431249

Ages: 3 - 6 years



Bee-bim Bop!

Author: Linda Sue Park


Illustrator: Ho Baek Lee

Pub: Clarion Books

ISBN-13: 978-0547076713

ISBN-10: 0547076711

Ages: 1 - 4 years



Magic Ramen

Author: Andrea Wang

Illustrator: Kana Urbanowicz

Pub: little bee books

ISBN-13: 978-1499807035

ISBN-10: 1499807031

Ages: 4 - 8 years



Niki Nakayama: A Chef's Tale in 13 Bites

Author: Debbi Michiko Florence

Illustrator: Jamie Michalak

Pub: Farrar, Straus and Giroux

ISBN-13: 978-0374313876

ISBN-10: 0374313873

Ages: 4 - 8 years

Copyright Information

Guide content copyright © 2022 by Marcie Colleen and Maple Lam.

Available free of charge for educational use only; may not be published or sold without express written permission.

Recommended Books by AAPI Authors / Illustrators

If you enjoy *Dim Sum, Here We Come!*...



Dim Sum, Here We Come!

Author: Maple Lam

Illustrator: Maple Lam


Publisher: HarperCollins (January 3, 2023)

ISBN-13: 978-0062396983

ISBN-10: 0062396986

Ages: 4 - 8 years

You might also enjoy the following books created by AAPI AUTHORS / ILLUSTRATORS.



Anzu the Great Kaiju

Author: Benson Shum

Illustrator: Benson Shum

Pub: Roaring Brook Press

ISBN-13: 978-1250776129

ISBN-10: 1250776120

Ages: 4 - 8 years



Thank You, Neighbor!

Author: Ruth Chan

Illustrator: Ruth Chan

Pub: HarperCollins

ISBN-13: 978-0062909534

ISBN-10: 0062909533

Ages: 4 - 8 years



I Am Golden

Author: Eva Chen


Illustrator: Sophie Diao

Pub: Feiwei & Friends

ISBN-13: 978-1250842053

ISBN-10: 1250842050

Ages: 4 - 6 years



Glad, Glad Bear!

Author: Kimberly Gee


Illustrator: Kimberly Gee

Pub: Beach Lane Books

ISBN-13: 978-1534452695

ISBN-10: 1534452699

Ages: Baby - 8 years



Sakura's Cherry Blossoms

Author: Robert Paul Weston


Illustrator: Misa Saburi

Pub: Tundra Books

ISBN-13: 978-1101918746

ISBN-10: 1101918748

Ages: 3 - 7 years



Thunder Pug

Author: Kim Norman

Illustrator: Keika Yamaguchi

Pub: Union Square Kids

ISBN-13: 978-1454923589

ISBN-10: 145492358X

Ages: 3 years and up

Copyright Information

Guide content copyright © 2022 by Marcie Colleen and Maple Lam.

Available free of charge for educational use only; may not be published or sold without express written permission.

Recommended Books on Sharing


If you enjoy *Dim Sum, Here We Come!*



Dim Sum, Here We Come!


Author: Maple Lam
Illustrator: Maple Lam
Publisher: HarperCollins (January 3, 2023)
ISBN-13: 978-0062396983
ISBN-10: 0062396986
Ages: 4 - 8 years

You might also enjoy the following books on SHARING.




Big Red Lollipop

Author: Rukhsana Khan
Illustrator: Sophie Blackall
Pub: Viking BFYR
ISBN-13: 978-0670062874
ISBN-10: 0670062871
Ages: 3 - 8 years




Confiscated

Author: Suzanne Kaufman
Illustrator: Suzanne Kaufman
Pub: Balzer + Bray
ISBN-13: 978-0062410863
ISBN-10: 0062410865
Ages: 4 - 8 years




The Squirrels Who Squabbled

Author: Rachel Bright
Illustrator: Jim Field
Pub: Scholastic Press
ISBN-13: 978-1338538038
ISBN-10: 1338538039
Ages: 3 - 5 years




Hedgehog

Author: Ashlyn Anstee
Illustrator: Ashlyn Anstee
Pub: Tundra Books
ISBN-13: 978-1770499911
ISBN-10: 1770499911
Ages: 3 - 7 years



Harold Loves His Woolly Hat

Author: Vern Kousky
Illustrator: Vern Kousky
Pub: Schwartz & Wade
ISBN-13: 978-1524764678
ISBN-10: 1524764671
Ages: 3 - 7 years



Where Are My Books?

Author: Debbie Ridpath Ohi
Illustrator: Debbie Ridpath Ohi
Pub: Simon & Schuster BFYR
ISBN-13: 978-1442467415
ISBN-10: 9781442467415
Ages: 4 - 8 years


Copyright Information

Guide content copyright © 2022 by Marcie Colleen and Maple Lam.

Available free of charge for educational use only; may not be published or sold without express written permission.

Further Readings on Siblings' Love

If you enjoy *Dim Sum, Here We Come!*...



Dim Sum, Here We Come!

Author: Maple Lam

Illustrator: Maple Lam


Publisher: HarperCollins (January 3, 2023)

ISBN-13: 978-0062396983

ISBN-10: 0062396986

Ages: 4 - 8 years

You might also enjoy the following books on SIBLINGS' LOVE.



My Little Sister and Me

Author: Maple Lam


Illustrator: Maple Lam

Pub: HarperCollins

ISBN-13: 978-0062396976

ISBN-10: 0062396978

Ages: 4 - 8 years



The Proudest Blue

Author: Ibtihaj Muhammad

Illustrator: S. K. Ali, Hatem Aly

Pub: Little Brown BFYR

ISBN-13: 978-0316519007

ISBN-10: 0316519006

Ages: 3 - 8 years



Maple & Willow Together

Author: Lori Nichols


Illustrator: Lori Nichols

Pub: Nancy Paulsen Books

ISBN-13: 978-0399162831

ISBN-10: 0399162836

Ages: 3 - 5 years



Big Sister, Little Sister

Author: LeUyen Pham

Illustrator: LeUyen Pham

Pub: Little Brown BFYR

ISBN-13: 978-0786851829

ISBN-10: 0786851821

Ages: 2 - 6 years



Lift

Author: Minh Lê

Illustrator: Dan Santat

Pub: Little Brown BFYR

ISBN-13: 978-1368036924

ISBN-10: 1368036929

Ages: 4 - 8 years



Louise Loves Art

Author: Kelly Light

Illustrator: Kelly Light

Pub: Balzer + Bray

ISBN-13: 978-0062248176

ISBN-10: 0062248170

Ages: 3 - 5 years


Copyright Information

Guide content copyright © 2022 by Marcie Colleen and Maple Lam.

Available free of charge for educational use only; may not be published or sold without express written permission.

Further Readings on Lunar New Year

If you enjoy *Dim Sum, Here We Come!*...



Dim Sum, Here We Come!

Author: Maple Lam
Illustrator: Maple Lam
Publisher: HarperCollins (January 3, 2023)
ISBN-13: 978-0062396983
ISBN-10: 0062396986
Ages: 4 - 8 years

You might also enjoy the following books on LUNAR NEW YEAR.



Alex's Good Fortune

Author: Benson Shum
Illustrator: Benson Shum
Pub: Penguin Workshop
ISBN-13: 978-0593222935
ISBN-10: 0593222938
Ages: 5 - 7 years



Happy Chinese New Year!: A Festive Counting Story

Author: Jannie Ho
Illustrator: Jannie Ho
Pub: Crown BFYR
ISBN-13: 978-0593562970
ISBN-10: 0593562976
Ages: Baby - 3 years



Ruby's Chinese New Year

Author: Vickie Lee
Illustrator: Joey Chou
Pub: Henry Holt and Co.BYR
ISBN-13: 978-1250133380
ISBN-10: 1250133386
Ages: 4 - 8 years



Chloe's Lunar New Year

Author: Lily LaMotte
Illustrator: Michelle Lee
Pub: HarperCollins
ISBN-13: 9780063076518
ISBN-10: 0063076519
Ages: 4 - 8 years



Year of the Cat

Author: Richard Ho
Illustrator: Jocelyn Li Langrand
Pub: Greenwillow Books
ISBN-13: 978-0062976826
ISBN-10: 0062976826
Ages: 4 - 8 years



A New Year's Reunion: A Chinese Story

Author: Yu Li-Qiong
Illustrator: Zhu Cheng-Liang
Pub: Walker & Company
ISBN-13: 978-1406337327
ISBN-10: 1406337323
Ages: 2 - 6 years

Copyright Information

Guide content copyright © 2022 by Marcie Colleen and Maple Lam.

Available free of charge for educational use only; may not be published or sold without express written permission.